



TIME-OF-USE RATE

A TIME OF USE (TOU) RATE IS AN ELECTRICITY PRICING PLAN WHERE THE COST OF POWER VARIES BASED ON WHEN IT IS USED. PRICES ARE HIGHER DURING PEAK PERIODS WHEN DEMAND IS GREATEST AND LOWER DURING OFF-PEAK TIMES WHEN DEMAND IS REDUCED, HELPING YOU SAVE BY SHIFTING USAGE TO LOWER-COST HOURS.

WHY DO WE OFFER A TIME-OF-USE RATE?

A Time-of-Use rate gives customers more control over their energy costs by offering lower prices during times when electricity demand is lower. Customers who can shift some usage to off-peak hours may benefit from lower bills while helping create a more balanced and reliable electric system.

IS TOU RIGHT FOR ME?

A Time-of-Use rate can be a good option if you use electricity outside of peak hours and can shift some usage when needed.

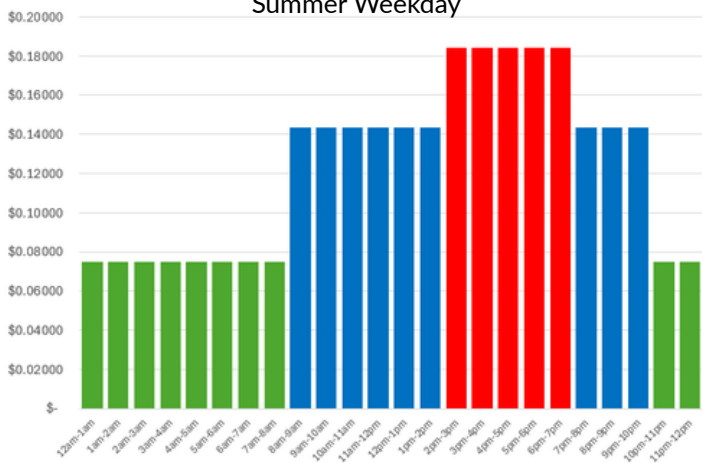
Good fit if you:

- Use electricity mainly off-peak
- Can delay energy-heavy activities
- Charge an EV during overnight hours
- Want the opportunity to lower costs by changing usage times

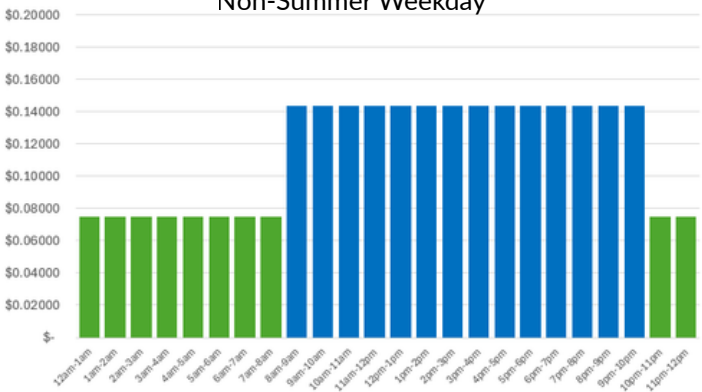
Not a good fit if you:

- Use most electricity during peak hours
- Can't shift usage due to work or household needs
- Require consistent energy use during peak times
- Want predictable bills without time-based pricing

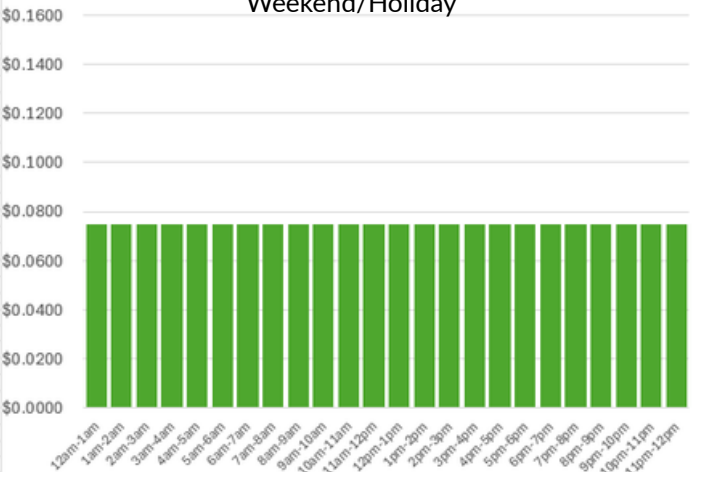
Summer Weekday



Non-Summer Weekday



Weekend/Holiday






TOU RATE STRUCTURE:

Critical-Peak - 2pm to 7pm during weekdays. The energy during this time costs the most of all the periods. The rate will be higher June-September.



On-Peak - 8am to 2pm and 7pm to 10pm weekdays. Energy during this time costs more than our standard residential rate.

Off-Peak - 10pm to 8am weekdays and all day during the weekends and holidays. The energy during this time costs less than the standard residential rate.

WHAT ARE THE RATES?

Legend		Rate
	Off-Peak	0.07485
	On-Peak	0.14346
	Critical-Peak	0.18446

WHAT WILL THIS LOOK LIKE ON MY BILL?

	Current Austin Utilities Service Detail For questions on these charges call 507-433-8886	
Electric Service (1kWh = 1,000 watts x 1 hour) 		
Service Availability		19.00
Electric Usage On-Peak	140 KWH @ 0.14346	20.08
Electric Usage Off-Peak	209 KWH @ 0.07485	15.64
Sales Tax		4.64
Total Electric Charges		63.72

FREQUENTLY ASKED QUESTIONS

How Will My Costs Change If I Participate in the TOU Rate?

The residential TOU rate may give you the opportunity to lower your annual energy costs by changing when you use electricity. However, if you use electricity during peak hours or excessive electricity during off-peak hours your costs may be higher while on this rate.

What If TOU Doesn't Work Out For Me?

Upon initial enrollment, you may return to your previous rate at any time without penalty. If you choose to enroll in the Time of Use rate again after opting out, you must remain on the Time of Use rate for a consecutive 12-month period before changing rates. There is no penalty for changing rates; however, a 30-day notice is appreciated.





HOW TO SIGN UP:

- MAIL
- EMAIL

To enroll, scan the QR code below and fill out the enrollment form. After completing the form, save it and send it to us by email, mail, or drop-off.

SCAN HERE:



AUSTIN
UTILITIES

Connections for Better Living®